



Nyheter & Highlights > Product Highlight > A fresh new look to the video editor

A fresh new look to the video editor

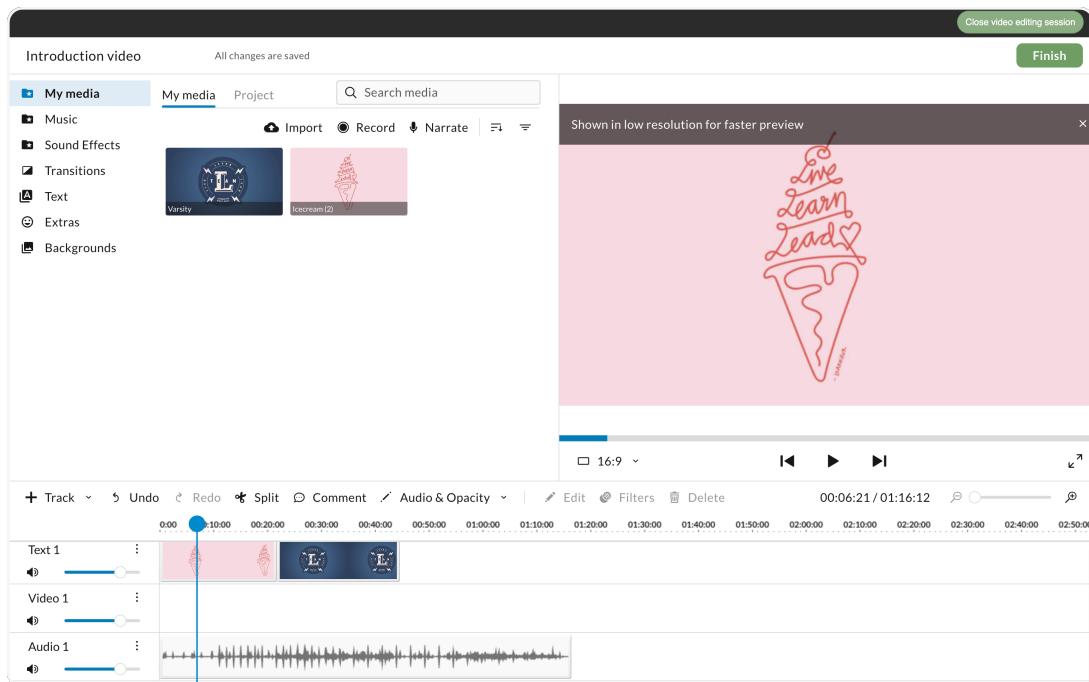
2024-05-07 - Ester Andersson - Product Highlight

For those who utilize our integrated WeVideo video editor, you're already familiar with its user-friendly interface, requiring no prior video editing experience. Plus, the convenience of our library feature ensures that any changes made to videos are automatically reflected across all associated courses.

But wait, there's more! We're thrilled to announce some exciting updates:

Design updates:

We've given the video editor a fresh new look to align with the aesthetics of Learnifier, providing a seamless and cohesive user experience. Please note that this updated branding will be applied to new videos moving forward.



Enhanced functionality:

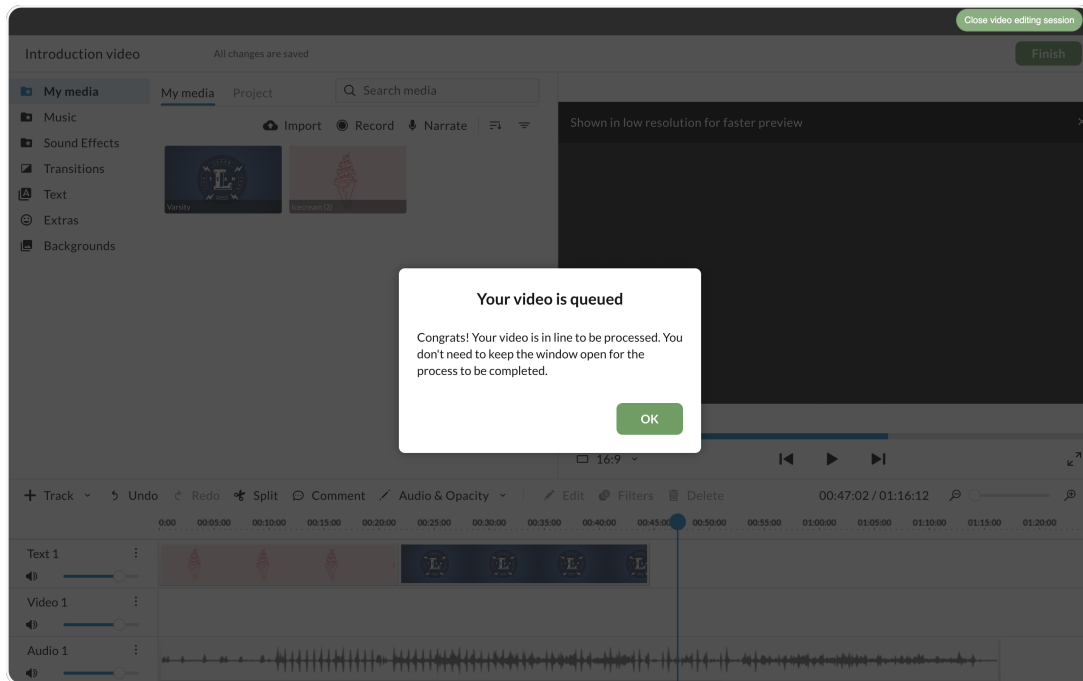
- The editing toolbar has been moved and made more accessible.



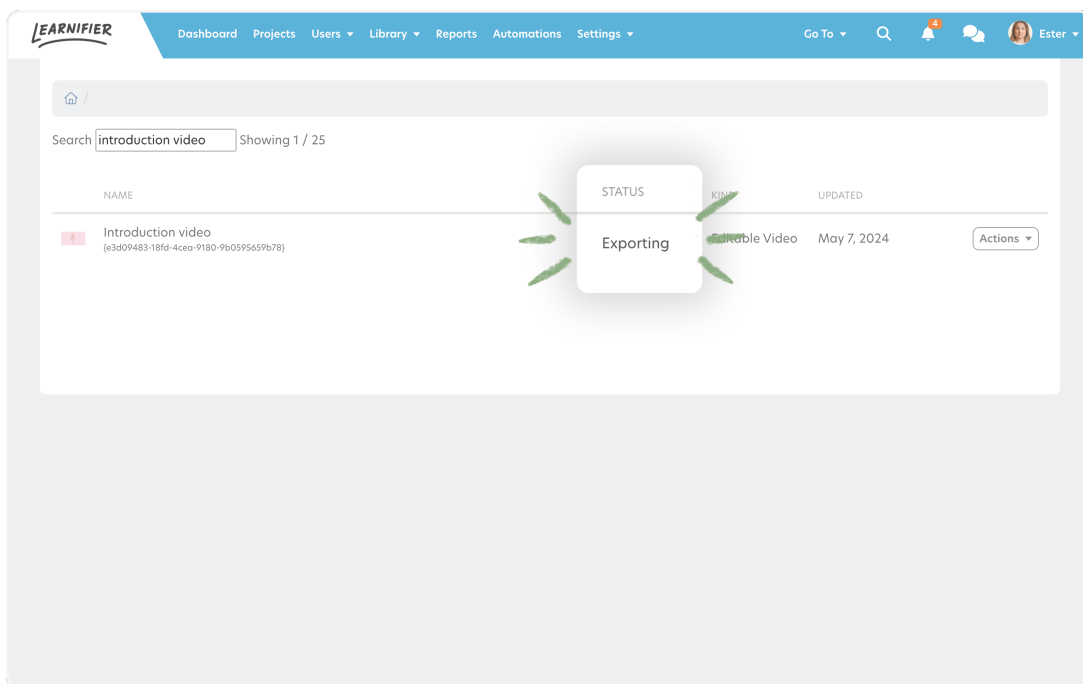
- Ultra HD Video creation: Elevate your learners' experiences with the option to create videos in stunning Ultra HD resolution.
- Improved Save notifications: Never worry about losing your work again! You'll always see your latest saves in the top left corner, preventing accidental closures without saving.



- Streamlined export process: When exporting a video, you'll receive a notification indicating that the video is queued, allowing you to safely close the tab without interruption.



- Oh, you can also see the exporting status in the library!



- If you've been inactive for too long, we'll notify you so that you can reload the editor and avoid losing any changes.



In addition to these updates, we want to ensure that your training videos are visually appealing and highly effective in delivering content. Here are some **best practices to keep in mind**:

1. **Concise Content:** In today's fast-paced world, keeping training videos concise and focused is essential. You can maximize engagement and retention among busy employees by delivering information efficiently.
2. **Visual Support:** Incorporating visuals such as diagrams, charts, and demonstrations can greatly enhance the learning experience. Our video editor allows you to seamlessly integrate images to reinforce learning and simplify complex concepts.
3. **Accessibility Features:** It's important to make your training videos accessible to all employees, including those with disabilities. By providing closed captions, transcripts, and other accessibility features, you ensure that everyone can fully participate in the learning process.

With these updates and best practices, we're committed to helping you create impactful training videos that effectively educate and empower your workforce. Here's to taking your training initiatives to new heights with WeVideo!