



[Knowledge base](#) > [Administration](#) > [Functions](#) > [How to use our Aivaton integration](#)

How to use our Aivaton integration

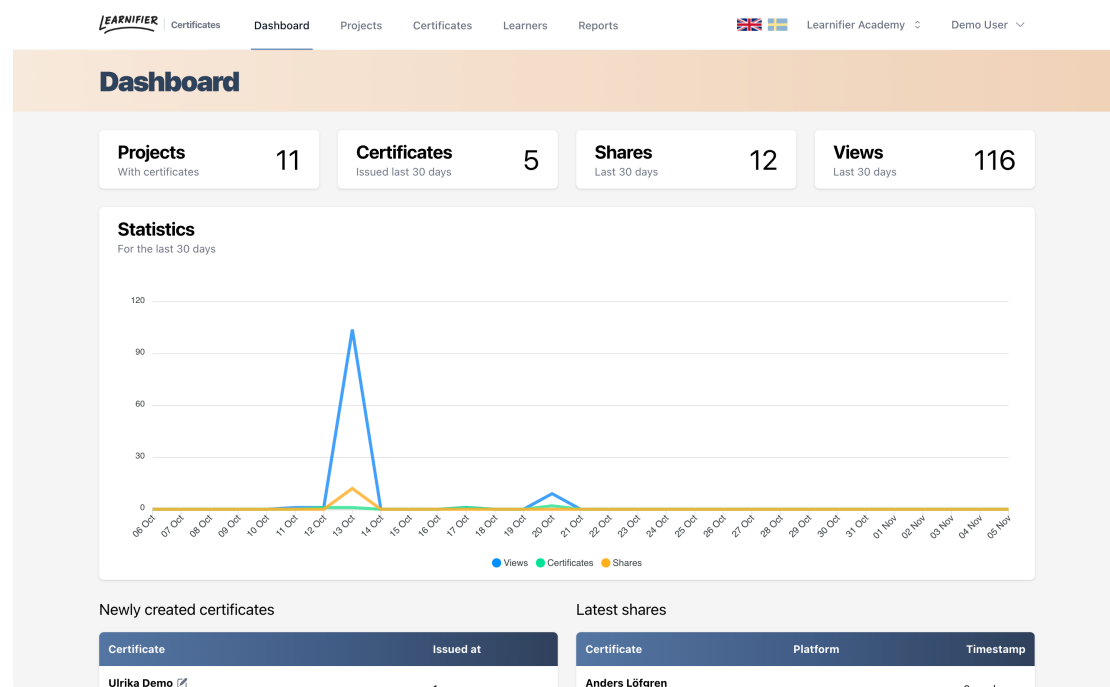
Ester Andersson - 2024-02-16 - [Functions](#)

With the integration, a certificate is automatically created in Aivaton for all of your Learnifier courses. So, when a learner successfully completes a course in Learnifier, Aivaton gets the memo. As soon as a project is created, Aivaton generates a certificate that's tailored to that course and when a participant is marked as completed, the certificate is automatically sent to the learner.














Please note: the integration is an add-on that can only be activated by contacting Learnifier's support. If you would like to read more about the integration, please click [here](#).

Here's how you can use the integration:






1. Log into your certificate management page via the link you have received. The first page will show you an overview of the latest statistics.



1. If you go to the "Projects" tab, you will find information about how many learners have received a certificate for each course.

<div> <div>  <div> <div>Certificates</div> <div>Dashboard</div> <div>Projects</div> <div>Certificates</div> <div>Learners</div> <div>Reports</div> </div> </div> <div> <div>   </div> <div>Learnifier Academy</div> <div> <div></div> <div>Demo User</div> <div></div> </div> </div> </div>			
<div>Projects</div>			
<div>Search project</div>			
Project	Issuer	Certificates	
<div>  <div>Cyber-security training</div> <div>Cyber-security training</div> </div>	<div> <div>Test</div> <div>test</div> </div>	<div>1 - View</div>	<div></div>
<div>  <div>Sales Playbook</div> <div>Sales Playbook</div> </div>	<div> <div>Test</div> <div>test</div> </div>	<div>0 - View</div>	<div></div>
<div>  <div>Support playbook</div> <div>Support Playbook</div> </div>	<div> <div>Test</div> <div>test</div> </div>	<div>0 - View</div>	<div></div>
<div>  <div>Sustainability</div> <div>Sustainability</div> </div>	<div> <div>Test</div> <div>test</div> </div>	<div>1 - View</div>	<div></div>
<div>  <div>Customer Success Playbook</div> <div>Customer Success Playbook</div> </div>	<div> <div>Test</div> <div>test</div> </div>	<div>1 - View</div>	<div></div>
<div>  <div>Your new learning platform</div> <div>Introduction to Learnifier for learners</div> </div>	<div> <div>Test</div> <div>test</div> </div>	<div>2 - View</div>	<div></div>
<div>  <div>Learnifier - A Style Guide</div> <div>Learnifier - A Style Guide</div> </div>	<div> <div>Test</div> <div>test</div> </div>	<div>5 - View</div>	<div></div>
<div>  <div>Life at Learnifier</div> <div>Life at Learnifier</div> </div>	<div> <div>Test</div> <div>test</div> </div>	<div>1 - View</div>	<div></div>
<div>  <div>A short introduction to the sport tennis</div> <div>Demo course (the basics of tennis)</div> </div>	<div> <div>Test</div> <div>test</div> </div>	<div>0 - View</div>	<div></div>
<div>  <div>Welcome to the team</div> <div>Preboarding</div> </div>	<div> <div>Test</div> <div>test</div> </div>	<div>0 - View</div>	<div></div>

- If you would like to customize a certificate, click on the “Edit” button next to it under the “Projects” tab and edit it as you like.

<div> <div>  <div> <div>Certificates</div> <div>Dashboard</div> <div>Projects</div> <div>Certificates</div> <div>Learners</div> <div>Reports</div> </div> </div> <div> <div>   </div> <div>Learnifier Academy</div> <div> <div></div> <div>Demo User</div> <div></div> </div> </div> </div>			
<div> <div><</div> <div>Projects</div> <div>Cyber-security training</div> </div>			
<div> <div>Project Information</div> <div> <div>These settings will not change anything in Learnifier, it is only for the certificates.</div> </div> </div>		<div> <div>Project Title</div> <div>Cyber-security training</div> </div> <div> <div>Project Name</div> <div>Cyber-security training</div> </div> <div> <div>Issuer</div> <div> <div>  <div>Test</div> <div>test</div> </div> <div>Change issuer</div> </div> </div> <div> <div>SAVE</div> </div>	
<div>  </div>		<div>hello@learnifier.com</div>	

- When a participant completes a course, they will receive an email that contains a link to the certificate, which looks like this (see below). It is from this page that they can share their certificate on social media.



Learnifier Academy

CERTIFICATE OF COMPLETION

Demo Ester

It is hereby certified that Demo Ester has with commendable efforts
completed the course - from Learnifier Academy

ACCREDITED BY LEARNIFIER ACADEMY ON 2023-10-20



ID: 480355

Date of completion 2023-10-20

Test

SHARE CERTIFICATE



Certificate



Post



Facebook



E-mail

DOWNLOAD & PRINT



Download PDF



Print

MORE INFORMATION



Show course information



Visit Learnifier Academy



Contact us