

## Assignment Upload

Ester Andersson - 2024-07-22 - Functions

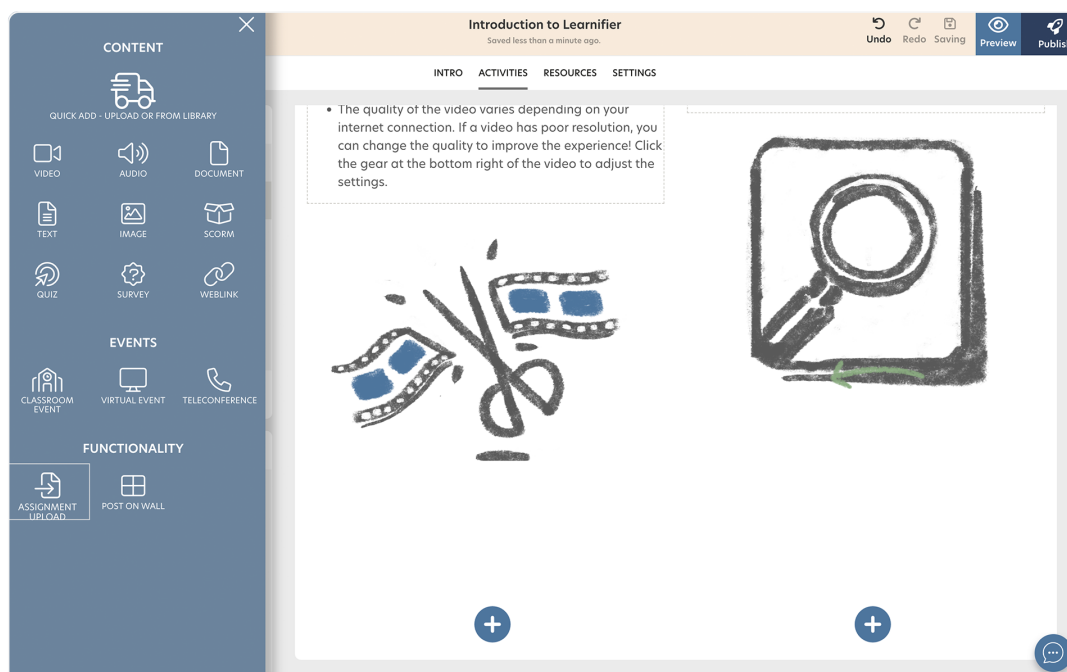
If you wish participants to hand in an assignment, you can ask them to do so directly in Learnifier by using the component Assignment Upload.

Note

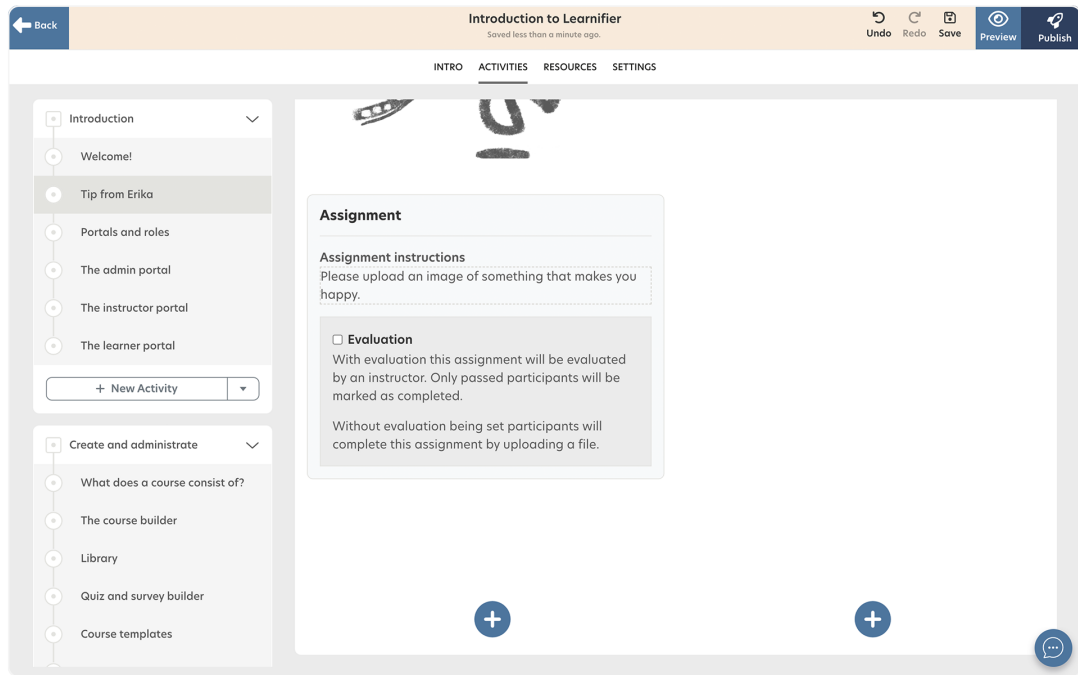
- [Create assignment](#)
- [Uploaded files to Assignments](#)
- [How does evaluation work?](#)

### Create assignment

1. Enter the course builder
2. Click the plus sign → Assignment upload.



1. Add an appropriate title and description.
2. Choose whether or not the assignment will be evaluated or not. The evaluation is made under the "Assignment" tab in the project menu.



1. Extra: If you wish to be notified when a participant has completed the assignment, we recommend setting up an automated communication.

## Uploaded files to Assignments

1. Go to the Assignment tab in the Project menu.
2. Scroll down and you'll find everything your participants have submitted.
3. Check the box to the left of the participant's name and click "Download".

Learnifier Dashboard Projects Users Library Reports Automations Settings

Go To 🔍 🔔 🗨️ 👤 Demo

OVERVIEW PARTICIPANTS WAITLIST COURSE PAGE EVENTS **ASSIGNMENTS** DETAILS COMMUNICATIONS REPORTS SETTINGS

COURSE TITLE (LEARNER)  
**Customer Success Playbook**

CREATED: Demo Ester Friday, July 1, 2022 UPDATED: Ester Andersson Tuesday, June 20, 2023

Edit course Preview Delete Copy

Assignment  
Assignment

All Status Close

1 Not Started 0 Completed 1 X

Download Send email Delete Assignment Search Name

<input checked="" type="checkbox"/>	Name	Status	Last Access
<input checked="" type="checkbox"/>	Demo Ester	Completed	6/20/2023, 10:50:38 AM

## How does evaluation work?

1. Go to the Assignment tab in the Project menu.
2. Scroll down and you'll find everything your participants have submitted.
3. Check the box to the left of the participant's name and click "Evaluate".

Learnifier Dashboard Projects Users Library Reports Automations Settings

Go To 🔍 🔔 🗨️ 👤 Demo

OVERVIEW PARTICIPANTS WAITLIST COURSE PAGE EVENTS **ASSIGNMENTS** DETAILS COMMUNICATIONS REPORTS SETTINGS

COURSE TITLE (LEARNER)  
**Customer Success Playbook**

CREATED: Demo Ester Friday, July 1, 2022 UPDATED: Demo Ester Tuesday, June 20, 2023

Edit course Preview Delete Copy

Assignment  
Assignment with evaluation

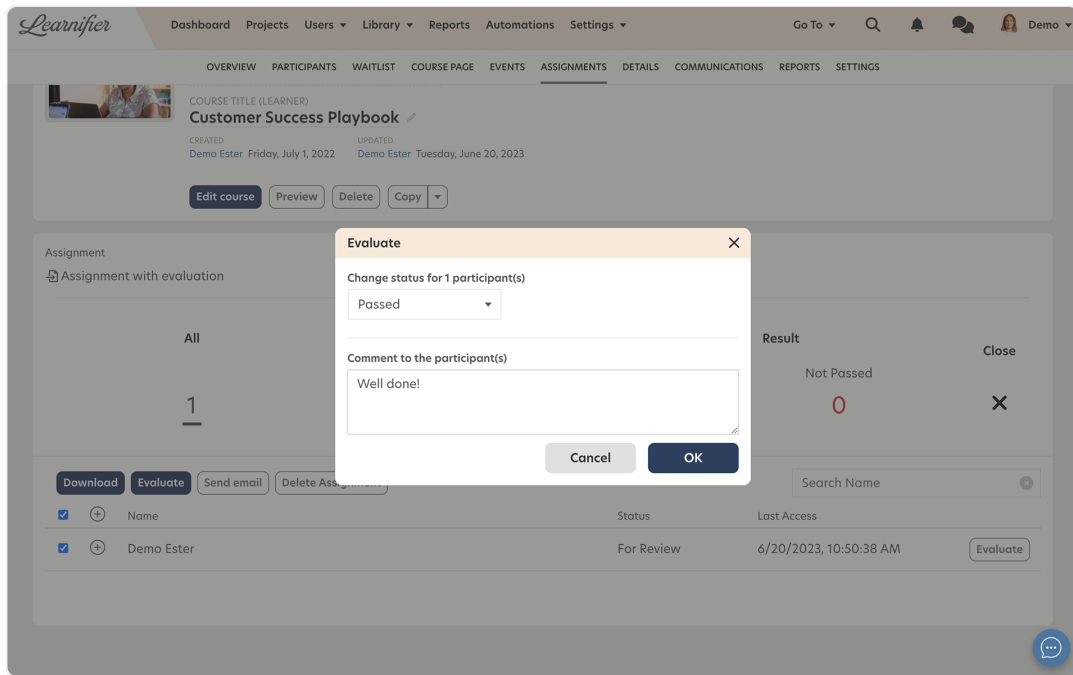
All Status Result Close

1 Not Started 0 For Review 1 Resubmit 0 Passed 0 Not Passed 0 0 X

Download Evaluate Send email Delete Assignment Search Name

<input checked="" type="checkbox"/>	Name	Status	Last Access
<input checked="" type="checkbox"/>	Demo Ester	For Review	6/20/2023, 10:50:38 AM

1. Change the status and add a comment if you want.



## Related Content

- [Automated communication](#)
- [Participants' progress](#)